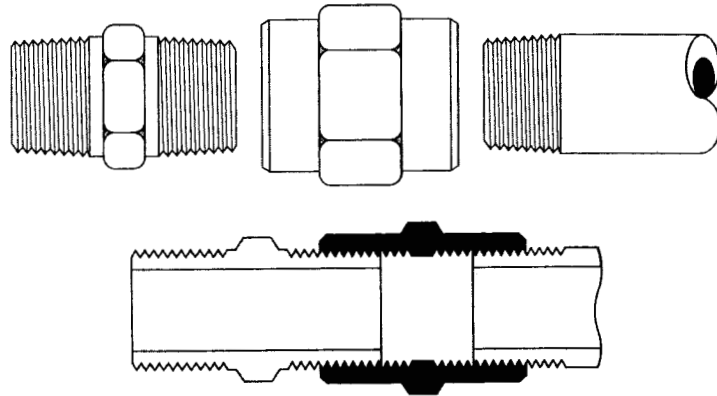


## Pipe



<b>Pipe Size</b>	<b>1/16</b>	<b>1/8</b>	<b>1/4</b>	<b>3/8</b>	<b>1/2</b>	<b>3/4</b>	<b>1</b>
<b>Thread Size</b>	<b>1/16-27</b>	<b>1/8-27</b>	<b>1/4-18</b>	<b>3/8-18</b>	<b>1/2-14</b>	<b>3/4-14</b>	<b>1-11/2</b>
<b>Working Pressure</b>	<b>1200</b>	<b>1200</b>	<b>1200</b>	<b>1200</b>	<b>1200</b>	<b>1000</b>	<b>1000</b>

**•Typical Application**

Grease, fuels, LP and Natural gas (available on special order), refrigeration, instrumentation and hydraulic systems.

**•Pressure**

Operating pressure up to 1200 PSI.

**•Vibration**

Fair resistance.

**•Temperature Range**

-650F to +2500F (-530C to +1210C).

**•Material**

CA360 Brass for Barstock fittings  
CA377 Brass for forged fittings

**•Used With**

Brass, bronze, copper, steel, aluminum and iron pipe

**•Conformance**

Meets specifications and standards of ASA, ASME and SAE.

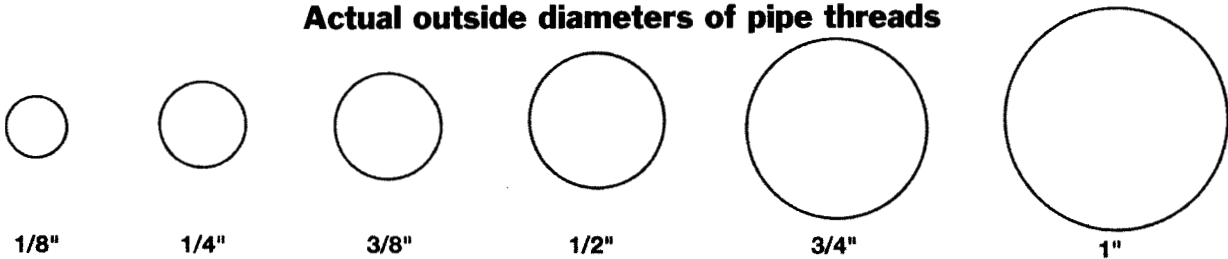
**• "L" at the end of a Part# means Light Pattern**  
- these fittings are completely interchangeable with full pattern fittings, but have been modified in some way. This modification is usually in the length of the pipe threads. Used in plumbing and light industrial applications.

**•Assembly Instructions**

1- Tighten approximately 2-1/2 turns past hand tight.  
2- Fittings with Everseal tighten two turns past hand tight. Brittle materials require special cautions.

- for larger sizes see bronze fittings on page 114
- see page 152 for plastic pipe fittings.
- see page 212 for steel pipe fittings.

**Actual outside diameters of pipe threads**



**Actual Male Thread Profiles**



# Brass Fittings


**Pipe**

**Pipe**

**Brass**

**90° FEMALE ELBOW**

**SAE#  
130238**



2200P  
3500  
302  
200

Part #	Size
916-02-02B .....	1/8
916-04-04B .....	1/4
916-06-06B .....	3/8
916-08-08B .....	1/2
916-12-12B .....	3/4


**90° FORGED FEMALE ELBOW**



1200P  
E7  
100AF  
100B

Part #	Size
FG916-02-02B .....	1/8
FG916-04-04B .....	1/4
FG916-06-06B .....	3/8
FG916-08-08B .....	1/2
FG916-12-12B .....	3/4
FG916-04-02B .....	1/4x1/8
FG916-06-04B .....	3/8x1/4
FG916-08-06B .....	1/2x3/8

**45° FEMALE ELBOW**




129  
2201P  
205  
23355  
45EZ  
105  
100-45A

Part #	Size
925-02-02B .....	1/8
925-04-04B .....	1/4
925-06-06B .....	3/8
925-08-08B .....	1/2

**UNION TEE**


**SAE#  
130438**



322  
2203P  
3700  
203  
101A  
311

Part #	Size
917-02B .....	1/8
917-04B .....	1/4
917-06B .....	3/8
917-08B .....	1/2
917-12B .....	3/4

**UNION FORGED TEE**



1203P  
LT7  
101AF  
101B

Part #	Size
FG917-02B .....	1/8
FG917-04B .....	1/4
FG917-06B .....	3/8
FG917-08B .....	1/2
FG917-12B .....	3/4

**REDUCING FORGED TEES**

Part #	Size		
	1	2	3
FG917-02-04RB .....	1/8	1/8	1/4
FG917-04-02RB .....	1/4	1/4	1/8
FG917-04-06RB .....	1/4	1/4	3/8
FG917-06-02RB .....	3/8	3/8	1/8
FG917-06-04-06RB .....	3/8	1/4	3/8
FG917-06-04RB .....	3/8	3/8	1/4
FG917-08-06RB .....	1/2	1/2	3/8
FG917-12-08-12RB .....	3/4	1/2	3/4
FG917-12-08RB .....	3/4	3/4	1/2

\* More sizes available...Just Ask!

*Send DF Burnham & Company  
all your high volume quotes!*




# Brass Fittings

**Pipe**

**Pipe**

**CROSS**



2205P  
3950  
228  
102A  
102BE

Part #	Size
918-02B .....	1/8
918-04B .....	1/4
918-06B .....	3/8
918-08B .....	1/2
918-12B .....	3/4


**FORGED CROSS**



C7  
105  
102AF  
102B

Part #	Size
FG918-02B .....	1/8
FG918-04B .....	1/4
FG918-06B .....	3/8
FG918-08B .....	1/2

**COUPLING**




**SAE#**  
**130238**

207P  
371  
3300  
103AH  
103B

Part #	Size
910-02-02B .....	1/8
910-04-04B .....	1/4
910-06-06B .....	3/8
910-08-08B .....	1/2
910-12-12B .....	3/4

**REDUCING COUPLING**




**SAE#**  
**130138**

377  
3300  
208P  
108  
119B  
119AH

Part #	Size
910-04-02B .....	1/4x1/8
910-06-02B .....	3/8x1/8
910-06-04B .....	3/8x1/4
910-08-02B .....	1/2x1/8
910-08-04B .....	1/2x1/4
910-08-06B .....	1/2x3/8
910-12-06B .....	3/4x3/8
910-12-08B .....	3/4x1/2


**UNION**



3250  
212P  
104A  
104B

Part #	Size
02-UNIONB .....	1/8
04-UNIONB .....	1/4
06-UNIONB .....	3/8
08-UNIONB .....	1/2

**CAP**



3129  
213P  
23129  
108A  
108B

Part #	Size
02-CAPB .....	1/8
04-CAPB .....	1/4
06-CAPB .....	3/8
08-CAPB .....	1/2
12-CAPB .....	3/4

*Send DF Burnham & Company all your high volume quotes!*





# Brass Fittings

**Pipe**

**Pipe**

## 90° STREET ELBOW

**SAE#**  
130239



2202P  
304  
115  
202  
3400  
116A


### MAILBOX PATTERN

### REGULAR PATTERN

Part #	Size
914-02-02B .....	1/8
MB914-02-02B .....	1/8 short
914-04-04B .....	1/4
MB914-04-04B .....	1/4 short
914-06-06B .....	3/8
MB914-06-06B .....	3/8 short
914-08-08B .....	1/2
914-12-12B .....	3/4

See page 8 for Long Street Elbows.

## FORGED 90° STREET ELBOW



5EB  
1202P  
116AF  
116B


Part #	Size
FG914-02-02B .....	1/8
FG914-04-04B .....	1/4
FG914-06-06B .....	3/8
FG914-08-08B .....	1/2
FG914-12-12B .....	3/4

## FORGED REDUCING 90° STREET ELBOW

### FEMALE X MALE

Part #	Size
FG914-02-04RB .....	1/8x1/4
914-02-04RB .....	1/4FIPx1/8MIP (Barstock)
FG914-04-02RB .....	1/4x1/8
FG914-04-06RB .....	1/4x3/8
FG914-06-04RB .....	3/8x1/4
FG914-06-08RB .....	3/8x1/2
FG914-08-06RB .....	1/2x3/8

## PIPE SWIVEL 90° STREET ELBOW



Part #	Size
914-04-04MSB .....	1/4

## HEX BUSHING

**SAE#**  
130140



373  
3220  
209P  
110A  
110B

## MALE X FEMALE

Part #	Size
912-04-02B .....	1/4x1/8
912-06-02B .....	3/8x1/8
912-06-04B .....	3/8x1/4
912-08-02B .....	1/2x1/8
912-08-04B .....	1/2x1/4
912-08-06B .....	1/2x3/8
912-12-02B .....	3/4x1/8
912-12-04B .....	3/4x1/4
912-12-06B .....	3/4x3/8
912-12-08B .....	3/4x1/2
912-16-04B .....	1x1/4
912-16-06B .....	1x3/8
912-16-08B .....	1x1/2
912-16-12B .....	1x3/4

## FACE BUSHING



## MALE X FEMALE

Part #	Size
912-04-02FB .....	1/4x1/8
912-06-02FB .....	3/8x1/8
912-06-04FB .....	3/8x1/4
912-08-02FB .....	1/2x1/8
912-08-04FB .....	1/2x1/4
912-08-06FB .....	1/2x3/8
912-12-04FB .....	3/4x1/4
912-12-06FB .....	3/4x3/8
912-12-08FB .....	3/4x1/2
912-16-12FB .....	1x3/4




# Brass Fittings

**Pipe**

**Pipe**

**SQUARE HEAD PLUG**



3151  
211P  
109A  
109B

Part #	Size
932-02BSH .....	1/8
932-04BSH .....	1/4
932-06BSH .....	3/8
932-08BSH .....	1/2
932-12BSH .....	3/4
932-16BSH .....	1


**COUNTERSUNK HEX HEAD PLUG**



31552  
19P  
109CS  
118

Part #	Size
932-1/16B .....	1/16
932-02B .....	1/8
932-04B .....	1/4
932-06B .....	3/8
932-08B .....	1/2
932-12B .....	3/4


**CORED HEX PLUGS**



218P  
3152  
121A  
103  
121B  
PPH  
218P

Part #	Size
28-201 .....	1/8
28-202 .....	1/4
28-203 .....	3/8
28-204 .....	1/2
28-205 .....	3/4
28-206 .....	1

**SOLID HEX HEAD PLUGS**



121AS

Part #	Size
932P-02B .....	1/8
932P-04B .....	1/4
932P-06B .....	3/8
932P-08B .....	1/2
932P-12B .....	3/4
932P-16B .....	1

**LOCKNUT**



•Jam Nuts	210P
•Straight	21102
Pipe Thread	111A
	111B

Part #	Size
28-123 .....	1/8
28-124 .....	1/4
28-125 .....	3/8
28-126 .....	1/2
28-127* .....	1/2

\* Die Cast

*Send DF Burnham & Company  
all your high volume quotes!*

**Brass**

# Brass Fittings

Pipe

Pipe

Brass

## CLOSE NIPPLE



165  
215PN  
3326  
112A  
112B

Part #	Diameter	Length
02BNC	1/8	0.75
04BNC	1/4	0.88
06BNC	3/8	1.00
08BNC	1/2	1.13
12BNC	3/4	1.38

## LONG NIPPLE



113B  
113A  
166  
3327  
3331  
215PNL

## DIAMETER X LENGTH


Part #	Size
02-X-1.5BN	1/8x1-1/2
02-X-2BN	1/8x2
02-X-2.5BN	1/8x2-1/2
02-X-3BN	1/8x3
04-X-1.5BN	1/4x1-1/2
04-X-2BN	1/4x2
04-X-2.5BN	1/4x2-1/2
04-X-3BN	1/4x3
06-X-1.5BN	3/8x1-1/2
06-X-2BN	3/8x2
06-X-2.5BN	3/8x2-1/2
06-X-3BN	3/8x3
08-X-1.5BN	1/2x1-1/2
08-X-2BN	1/2x2
08-X-2.5BN	1/2x2-1/2
08-X-3BN	1/2x3

See Red Brass Nipples for larger sizes!

"I can't do it" never accomplished anything. "I will try" has performed wonders.

- George P. Burnham

## HEX NIPPLE



SAE#  
130137

216P  
3325  
379  
122AH  
122B

Part #	Size
911-02-02B	1/8
911-04-04B	1/4
911-06-06B	3/8
911-08-08B	1/2
911-12-12B	3/4
911-16-16B	1

## REDUCING HEX NIPPLE



SAE#  
130137

216P  
3325  
379  
122AH  
122B

Part #	Size
911-04-02B	1/4x1/8
911-06-02B	3/8x1/8
911-06-04B	3/8x1/4
911-08-04B	1/2x1/4
911-08-06B	1/2x3/8
911-12-08B	3/4x1/2

Send DF Burnham & Company  
all your high volume quotes!

Enthusiasm is the greatest asset in the world. It beats money, power and influence.

- George P. Burnham



# Brass Fittings


**Pipe**

**Pipe**

**Brass**

## 45° STREET ELBOW

**SAE#**  
130339



306  
3350  
2214P  
224

Part #	Size
915-02-02B .....	1/8
915-04-04B .....	1/4
915-06-06B .....	3/8
915-08-08B .....	1/2
915-12-12B .....	3/4

## 45° FORGED STREET ELBOW




45E8  
124B

Part #	Size
FG915-02-02B .....	1/8
FG915-04-04B .....	1/4
FG915-06-06B .....	3/8

## STREET TEE

**SAE#**  
130424




225  
2225P  
3750  
326  
225  
127A

Part #	Size
921-02-02B .....	1/8
921-04-04B .....	1/4
921-06-06B .....	3/8
921-08-08B .....	1/2
921-12-12B .....	3/4

## MALE NPT X FEMALE NPT 360° TURNING SWIVEL FITTING


360° Turning



**NEW**

Part #	Size
320-061 .....	1/4

## FORGED STREET TEE




107  
T8  
127B

Part #	Size
FG921-02-02B .....	1/8
FG921-04-04B .....	1/4
FG921-06-06B .....	3/8
FG921-08-08B .....	1/2
FG921-12-12B .....	3/4

## EXTENDER / ADAPTER


**SAE#**  
130139



375  
222P  
3200  
R1  
120AH  
120B

Part #	Size
909-02-02B .....	1/8x1/8
909-04-02B .....	1/4x1/8
909-04-04B .....	1/4x1/4
909-06-02B .....	3/8x1/8
909-06-04B .....	3/8x1/4
909-06-06B .....	3/8x3/8
909-08-04B .....	1/2x1/4
909-08-06B .....	1/2x3/8
909-08-08B .....	1/2x1/2
909-12-06B .....	3/4x3/8
909-12-08B .....	3/4x1/2
909-12-12B .....	3/4x3/4

## PIPE SWIVEL ADAPTER



344R  
3183

Part #	Size
28-425 .....	1/4
28-426 .....	3/8

See page 8 for long extender / adapters

# Brass Fittings

**Pipe**

**Pipe**

**Brass**

**FORGED 90° MALE ELBOW**



LE5  
3455  
116AMF

Part #	Size
FG920-02-02B .....	1/8
FG920-04-04B .....	1/4
FG920-06-06B .....	3/8
FG920-08-08B .....	1/2

**90° MALE REDUCING ELBOW**

Part #	Size
920-04-02B .....	1/4x1/8
920-06-04B .....	3/8x1/4
920-08-06B .....	1/2x3/8

**MALE BRANCH TEE**



SAE#	X106
130425	23601
	3600
	2224P
	226
	329
	128

Part #	Size
922-02-02B .....	1/8
922-04-04B .....	1/4
922-06-06B .....	3/8
922-08-08B .....	1/2
922-12-12B .....	3/4

**FORGED MALE BRANCH TEE**



Part #	Size
FG922-02-02B .....	1/8
FG922-04-04B .....	1/4

*Send DF Burnham & Company  
all your high volume quotes!*

**FORGED ALL MALE TEE**



T12  
M101


Part #	Size
FG926-02-02B .....	1/8
FG926-04-04B .....	1/4
FG926-06-06B .....	3/8
FG926-08-08B .....	1/2
FG926-12-12B .....	3/4

**LONG STREET ELLS**



Part #	Size	Length
914-02-02D1B .....	1/8	1-3/16"
914-02-02D2B .....	1/8	1-7/16"
914-02-02D3B .....	1/8	1-11/16"
914-02-02D4B .....	1/8	1-7/8"
914-04-04D1B .....	1/4	1-3/16"
914-04-04D2B .....	1/4	1-7/16"
914-04-04D3B .....	1/4	1-11/16"
914-04-04D4B .....	1/4	1-7/8"
914-04-04D5B .....	1/4	2-1/4"
914-06-06D1B .....	3/8	1-3/4"
914-06-06D2B .....	3/8	2-1/4"

**LONG EXTENSION ADAPTERS**



Part #	Size	Length
909-02-02D1B .....	1/8	1-1/4"
909-02-02D2B .....	1/8	1-3/4"
909-02-02D3B .....	1/8	3"
909-04-04D1B .....	1/4	1-9/16"
909-04-04D2B .....	1/4	1-13/16"
909-04-04D3B .....	1/4	2-1/16"
909-04-04D4B .....	1/4	2-1/2"





**BULKHEAD / ANCHOR / FRAME COUPLINGS**

<b>TERMINAL BOLTS / FRAME COUPLINGS</b>					
<b>PART #</b>	<b>A</b>	<b>B</b>	<b>C</b>	<b>D</b>	<b>LENGTH</b>
28-300	1/8 - 27 NPTF	5/8 - 18 UNS	---	---	1-1/2
28-303	3/8 - 18 NPTF	1 - 14 UNS	---	---	15-16
28-301	1/4 - 18 NPTF	3/4 - 16 UNS	---	---	15-16
28-302	1/4 18 NPTF	3/4 - 16 UNS	---	---	1-1/2
28-315*	1/4 - 18 NPTF	3/4 - 16 UNS	---	---	
*(same as 28-302 except with larger mounting nut)					
28-304	1/4 - 18 NPTF	1-1/8 - 14 UNS	---	---	1-1/2
28-317	1/2 - 14 NPTF	1 - 14 UNS	1/4 - 18 NPTF	---	2-1/8
29-318	1/2 - 14 NPTF	1 - 14 UNS	3/8 - 18 NPTF	---	1-11/16
28-319	1/2 - 14 NPTF	1 - 14 UNS	3/8 - 18 NPTF	---	1-29/32
28-325	1/2 - 14 NPTF	3/4 - 16 UNS	1/4 - 18 NPTF	1/4 - 18 NPTF	1-11/16
28-3435	1/2 - 14 NPTF	3/4 - 16 UNS	1/4 - 18 NPTF	---	2-5/32
28-313	1/2 - 14 NPTF	1 - 14 UNS	1/4 - 18 NPTF	---	2-7/8
28-314*	1/2 - 14 NPTF	1 - 14 UNS	1/4 - 18 NPTF	---	2-7/8
*(same as 29-313 except with larger mounting nuts)					
28-316	1/2 - 14 NPTF	1 - 14 UNS	1/4 - 18 NPTF	---	3-15/16
28-346	3/8 - 18 NPTF	1 - 14 UNS	1/2 - 14 NPTF	---	1-7/8
28-347	1/2 - 14 NPTF	1 - 14 UNS	1/2 - 14 NPTF	---	2-3/8
28-321	1/2 - O.D. Tube	7/8 - 20 UNCF	3/8 - 18 NPTF	---	1-5/16
28-322	3/8 - O.D. Tube	7/8 - 20 UNCF	3/8 - 18 NPTF	---	1-3/8
28-348	3/8 - 18 NPTF	7/8 - 20 UNCF	3/8 - 18 NPTF	---	2-15/16
<b>STEEL BULKHEAD FITTINGS</b>					
28-306	1/4 - 18 NPTF	3/4 - 16 UNS	---	---	.94
28-307	1/4 - 18 NPTF	3/4 - 16 UNS	---	---	1.50
28-309	1/2 - 14 NPTF	3/4 - UNS	1/4 - 18 NPTF	1/4 - 18 NPTF	2.16
28-310	1/2 - 14 NPTF	3/4 - UNS	1/4 - 18 NPTF	---	2.53
28-312	1/2 - 14 NPTF	1 - 14 UNS	1/4 - 18 NPTF	---	2.53

