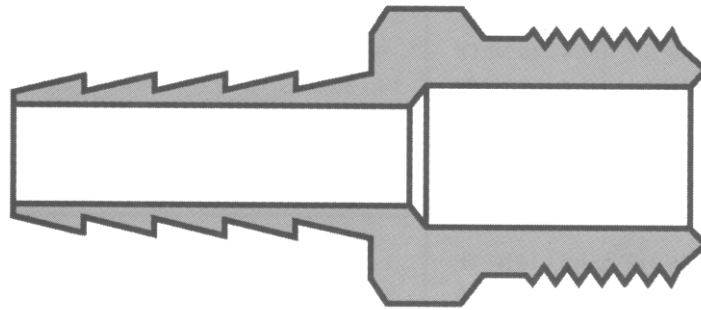


Brass

Hose Barb Fittings



See Page 147 for plastic hose barb fittings

•Temperature and Working Pressure Ranges

From -40°F to + 160°F at 150 PSI maximum.

See Page 160 for hose clamps

•Material

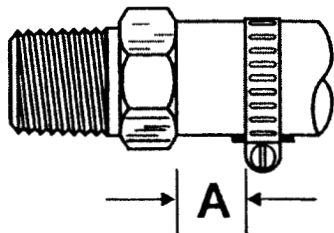
CA360 Brass for Barstock fittings.

CA377 Brass for Forged fittings.

Note: These fittings are intended for use with hose clamp, similar type clamp or a crimped ferrule

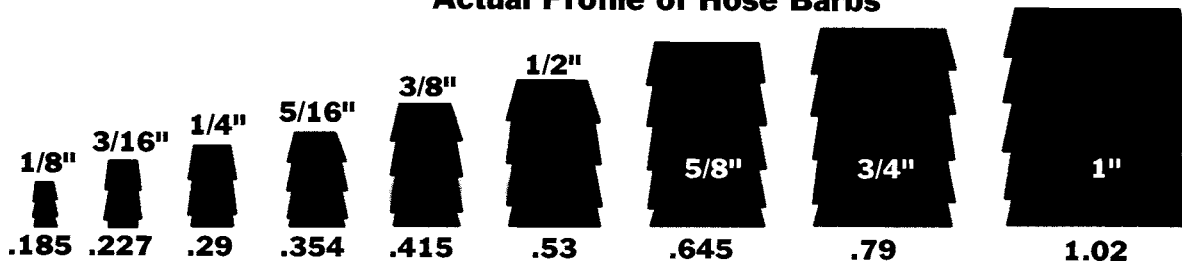
•Assembly Instructions

- 1 - Cut hose cleanly and squarely to length.
- 2 - Slide clamp on hose
- 3 - Lubricate hose. Push hose on fitting until hose bottoms against stop ring or hex.
- 4 - Position hose clamp as shown below and secure with a screwdriver or wrench. Maintain "A" dimension noted below for proper clamp positioning.



Hose Size	A
3/16"	1/4"
1/4"	1/4"
5/16"	1/4"
3/8"	1/8"
1/2"	1/8"
5/8"	1/8"
3/4"	1/8"

Actual Profile of Hose Barbs



Brass Fittings

Hose Barb

Hose Barb

RIGID MALE ADAPTER

PGH
101
102
201A




125HBL
105B-1
KF-PS
MPB

HOSE I.D. X MALE PIPE

Part #	Size
180-02-1/16B	1/8x1/16
180-02-02B	1/8x1/8
180-02-04B	1/8x1/4
180-03-02B	3/16x1/8
180-03-04B	3/16x1/4
180-04-1/16B	1/4x1/16
180-04-02B	1/4x1/8
180-04-04B	1/4x1/4
180-04-06B	1/4x3/8
180-04-08B	1/4x1/2
180-05-02B	5/16x1/8
180-05-04B	5/16x1/4
180-05-06B	5/16x3/8
180-05-08B	5/16x1/2
180-06-02B	3/8x1/8
180-06-04B	3/8x1/4
180-06-06B	3/8x3/8
180-06-08B	3/8x1/2
180-06-12B	3/8x3/4
180-08-02B	1/2x1/8
180-08-04B	1/2x1/4
180-08-06B	1/2x3/8
180-08-08B	1/2x1/2
180-08-12B	1/2x3/4
180-08-16B	1/2x1
180-10-04B	5/8x1/4
180-10-06B	5/8x3/8
180-10-08B	5/8x1/2
180-10-12B	5/8x3/4
180-10-16B	5/8x1
180-12-06B	3/4x3/8
180-12-08B	3/4x1/2
180-12-12B	3/4x3/4
180-12-16B	3/4x1
180-16-06B	1x3/8
180-16-08B	1x1/2
180-16-12B	1x3/4
180-16-16B	1x1
180-20-16B	1-1/4x1

SWIVEL MALE ADAPTER

Rotation 360°



SMS
103

HOSE I.D. X NPTF

Part #	Size
180MS-04-04B	1/4x1/4
180MS-06-04B	3/8x1/4
180MS-06-06B	3/8x3/8
180MS-08-06B	1/2x3/8
180MS-08-08B	1/2x1/2
180MS-12-12B	3/4x3/4

MENDER / SPLICER



MSB
122HBL
HM
129
178
73
108

HOSE I.D. X HOSE I.D.


Part #	Size
115SB-02-02B	1/8
115SB-03-03B	3/16
115SB-04-04B	1/4
115SB-05-05B	5/16
115SB-06-06B	3/8
115SB-08-08B	1/2
115SB-10-10B	5/8
115SB-12-12B	3/4

See Bronze insert fittings on page 191 for longer sizes.

See Hose Clamps on page 160

**Male NPT x Female NPT
360° turning swivel fitting**

360° Turning



Part #	Size
320-061	1/4

*Send DF Burnham & Company
all your high volume quotes!*

Brass




Brass Fittings

Hose Barb

Hose Barb

RIGID FEMALE ADAPTER

209A
128
29A
29F
126HB
126




FPB
105B-2
KF-RS
104

HOSE I.D. X FEMALE PIPE

Part #	Size
103SB-02-02B	1/8x1/8
103SB-02-04B	1/8x1/4
103SB-03-02B	3/16x1/8
103SB-03-04B	3/16x1/4
103SB-04-02B	1/4x1/8
103SB-04-04B	1/4x1/4
103SB-04-06B	1/4x3/8
103SB-05-02B	5/16x1/8
103SB-05-04B	5/16x1/4
103SB-05-06B	5/16x3/8
103SB-05-08B	5/16x1/2
103SB-06-02B	3/8x1/8
103SB-06-04B	3/8x1/4
103SB-06-06B	3/8x3/8
103SB-06-08B	3/8x1/2
103SB-08-04B	1/2x1/4
103SB-08-06B	1/2x3/8
103SB-08-08B	1/2x1/2
103SB-12-12B	3/4x3/4
103SB-16-12B	1x3/4

**SWIVEL FEMALE ADAPTER
With Gasket**

130
126
29FSG
KF-RN




5/Bag
NPF

NPSM-
GASKET SEAT

HOSE I.D. X NPSM

Part #	Size
32-120	1/4x1/8
32-121	1/4x1/4
32-129	1/4x3/8
32-130	5/16x1/4
32-122	3/8x1/4
32-123	3/8x3/8
32-354	3/8x1/2
32-124	1/2x3/8
32-125	1/2x1/2
32-117	1/2x3/4
32-118	5/8x3/4
32-119	3/4x3/4

**FORGED HOSE BARB
90° ELBOW**




129
HBE1
KF-PS90
HE-1
29E
139

HOSE I.D. X MALE PIPE

Part #	Size
190SB-03-02B	3/16x1/8
190SB-03-04B	3/16x1/4
190SB-04-02B	1/4x1/8
190SB-04-04B	1/4x1/4
190SB-04-06B	1/4x3/8
190SB-05-02B	5/16x1/8
190SB-05-04B	5/16x1/4
190SB-05-06B	5/16x3/8
190SB-06-02B	3/8x1/8
190SB-06-04B	3/8x1/4
190SB-06-06B	3/8x3/8
190SB-06-08B	3/8x1/2
190SB-08-04B	1/2x1/4
190SB-08-06B	1/2x3/8
190SB-08-08B	1/2x1/2
190SB-10-06B	5/8x3/8
190SB-10-08B	5/8x1/2
190SB-10-12B	5/8x3/4
190SB-12-08B	3/4x1/2
190SB-12-12B	3/4x3/4
190SB-12-16B	3/4x1
190SB-16-12B	1x3/4

See Bronze insert fittings on page 191 for larger sizes

**BARSTOCK HOSE BARB
90° ELBOW**



129HB

HOSE I.D. X MALE PIPE

Part #	Size
190BS-03-02B	3/16x1/8
190BS-04-02B	1/4x1/8
190BS-04-04B	1/4x1/4
190BS-06-04B	3/8x1/4
190BS-06-06B	3/8x3/8
190BS-08-06B	1/2x3/8




Brass Fittings

Hose Barb

Hose Barb

HOSE BARB TEES



32-128

Part #	Size
32-367	1/8
32-365	1/4
32-366	5/16
32-126	3/8
32-400	1/2
23-128	3/8x1/4 MIP Branch

See Bronze insert fittings on page 191 for larger sizes


90° HOSE BARB ELBOW



HOSE I.D X HOSE I.D.

Part #	Size
32-412	1/4x1/8
32-413	1/4x1/4
32-414	3/8x1/8
32-415	3/8x1/4
32-416	3/8x3/8
32-417	3/8x1/2
32-418	1/2x1/4
32-419	1/2x3/8
32-420	1/2x1/2

90° FEMALE HOSE BARB ELBOW



HOSE I.D. X FEMALE PIPE

Part #	Size
32-401	1/4x1/8
32-402	1/4x1/4
32-403	3/8x1/8
32-404	3/8x1/4
32-405	3/8x3/8
32-406	3/8x1/2
32-407	1/2x1/4
32-410	1/2x3/8
32-411	1/2x1/2

See hose clamps on page 160


90° HOSE BARB X SWIVEL MALE PIPE



HOSE I.D. X MALE PIPE

Part #	Size
190SB-04-02MSB	1/4x1/8
190SB-04-04MSB	1/4x1/4
190SB-06-02MSB	3/8x1/8
190SB-06-04MSB	3/8x1/4
190SB-06-06MSB	3/8x3/8
190SB-06-08MSB	3/8x1/2
190SB-08-04MSB	1/2x1/4
190SB-08-06MSB	1/2x3/8
190SB-08-08MSB	1/2x1/2

45° ELBOW ELBOW



140
HE145
139HB
KF-PS45
139

HOSE I.D. X MALE PIPE

Part #	Size
145SB-04-02B	1/4x1/8
145SB-04-04B	1/4x1/4
145SB-06-02B	3/8x1/8
145SB-06-04B	3/8x1/4
145SB-06-06B	3/8x3/8
145SB-08-04B	1/2x1/4
145SB-08-06B	1/2x3/8
145SB-10-06B	5/8x3/8




Brass

BALLSEAT FITTINGS

BALL END SWIVEL

NPSM
BALL SEAT
TYPE




128HBLSV
29FS
209AS
124
131

HOSE I.D. X NPSM

Part #	Size
119BS-02-02B	1/8x1/8
119BS-03-02B	3/16x1/8
119BS-03-04B	3/16x1/4
119BS-04-02B	1/4x1/8
119BS-04-04B	1/4x1/4
119BS-04-06B	1/4x3/8
119BS-05-04B	5/16x1/4
119BS-06-04B	3/8x1/4
119BS-06-06B	3/8x3/8
119BS-06-08B	3/8x1/2
119BS-08-06B	1/2x3/8
119BS-08-08B	1/2x1/2
119BS-12-12B	3/4x3/4

BALLSEAT MALE ADAPTER

Beveled Seat




134
127HB
122AS
172

NPSM X MALE PIPE

Part #	Size
816BS-02-02B	1/8x1/8
816BS-04-02B	1/4x1/8
816BS-04-04B	1/4x1/4
816BS-06-04B	3/8x1/4
816BS-06-06B	3/8x3/8
816BS-08-06B	1/2x3/8
816BS-08-08B	1/2x1/2
816BS-12-12B	3/4x3/4

HOSE BARB X FLARE ADAPTER

45° FLARE ADAPTER




142
201BF
KF-MS

HOSE I.D. X 45° FLARE

Part #	Size
32-322	3/16x1/4
32-081	1/4x1/4
32-082	1/4x3/8
32-083	5/16x5/16
32-084	3/8x3/8

FEMALE 45° FLARE ADAPTER



29SAE
209ASF
146HBLFSV
KF-NS
128
FSS
146

HOSE I.D. X 45° FLARE

Part #	Size
32-326	3/16x3/16
32-107	3/16x1/4
32-101	1/4x1/4
32-102	1/4x5/16
32-103	1/4x3/8
32-104	5/16x5/16
32-327	5/16x3/8
32-105	3/8x3/8
32-106	3/8x1/2
32-100	1/2x1/2

FEMALE 37° J.I.C. FLARE SWIVEL

HOSE I.D. X 37° FLARE



Part #	Size
119SB-04-06B	1/4x3/8
119SB-05-06B	5/16x3/8
119SB-06-06B	3/8x3/8
119SB-12-12B	3/4x3/4
119SB-16-16B	1x1

Send DF Burnham & Company
all your high volume quotes!

Brass



HOSE BARB X FLARE ADAPTER

DUAL 45° / 37° FLARE SWIVEL



HOSE I.D. X DUAL SEAT

Part #	Size
119SB-04-04B	1/4x1/4
119SB-05-05B	5/16x5/16
119SB-06-08B	3/8x1/2
119SB-08-08B	1/2x1/2
119SB-08-10B	1/2x5/8

INVERTED FLARE SWIVEL



HOSE I.D. X INVERTED FLARE

Part #	Size
32-369	1/4x1/4
32-370	5/16x5/16
32-371	3/8x3/8
32-372	1/2x1/2
32-373	5/8x5/8

See page 81 for Beaded Hose Barbs

BRASS WELDING CONNECTORS

• Combine type of nut needed with proper stem size to get your required configuration

STEM ONLY



201RWA
WRS
WLS

Part #	Size
30-410	3/16
30-411	1/4
30-412	5/16
30-413	3/8

RIGHT HAND 9/16-18 FOR OXYGEN LINE



201RWA
WRS
KR-PE
152

Part #	Size
30-420	R.H. Nut Only

LEFT HAND 9/16-18 FOR ACETYLENE LINE



209LWA
WLS
154
KF-RE

Part #	Size
30-421	L.H. Nut Only

WELDING HOSE ADAPTERS

RIGHT HAND 9/16-18 #122RWA



Part #	Size
30-401	1/4-18

LEFT HAND 9/16-18 #122LWA



Part #	Size
30-406	1/4-18




Brass Fittings

Hose Barb

Hose Barb

STAINLESS STEEL HOSE BARB

304 STAINLESS STEEL HOSE NIPPLES



Part #	Hose I.D. x Male Pipe
73-951	1/4"
73-952	3/8"
73-953	1/2"
73-954	3/4"
73-955	1"
73-956	1-1/4"
73-957	1-1/2"
73-958	2"
73-959	2-1/2"
73-960	3"
73-961	4"

304 STAINLESS STEEL REDUCING HOSE NIPPLES


Part #	Barb x Male Pipe
73-970	1/4x1/4
73-971	3/8x1/4
73-972	1/2x3/8
73-973	1/2x1/4
73-974	3/4x1/2
73-975	1x3/4
73-976	1x1/2
73-977	1-1/4x1
73-978	1-1/4x3/4
73-979	1-1/2x1-1/4
73-980	1-1/2x1
73-981	2x1-1/2
73-982	2x1-1/4

316 STAINLESS STEEL HOSE NIPPLES

Part #	Barb x Male
973-951	1/4"
973-952	3/8"
973-953	1/2"
973-954	3/4"
973-955	1"
973-956	1-1/4"
973-957	1-1/2"
973-958	2"
973-959	2-1/2"
973-990	3"
973-991	4"

BRASS MALE SWIVEL HOSE BARBS

MALE SWIVEL



4015
6065
8085

HOSE I.D. X MALE PIPE

Part #	Size
180MS-04-04B	1/4x1/4
180MS-06-06B	3/8x3/8
180MS-08-08B	1/2x1/2

See page 11 for more Male Swivel fittings

HI VOLUME MALE SWIVEL



4065

HOSE I.D. X MALE PIPE

Part #	Size
32-781	3/8x1/4



300 PSI MAX.
WORKING
PRESSURE

HOSE I.D. X MALE BALL SWIVEL

Part #	Size
28-415	1/4x1/4
28-417	3/8x1/4

REUSEABLE HOSE COUPLINGS



183

1/4" MALE THREAD I.D. X O.D.

Part #	Size
32-725	3/8x3/4(23/32)
32-726	1/4x5/8
32-727	1/4x1/2
32-728	1/4x19/32
32-741	5/16x5/8
32-742	3/8x5/8

More sizes and configurations available

*Send DF Burnham & Company
all your high volume quotes!*

